


Component Map



MiniPCIe Slot Pin Assignment

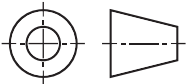
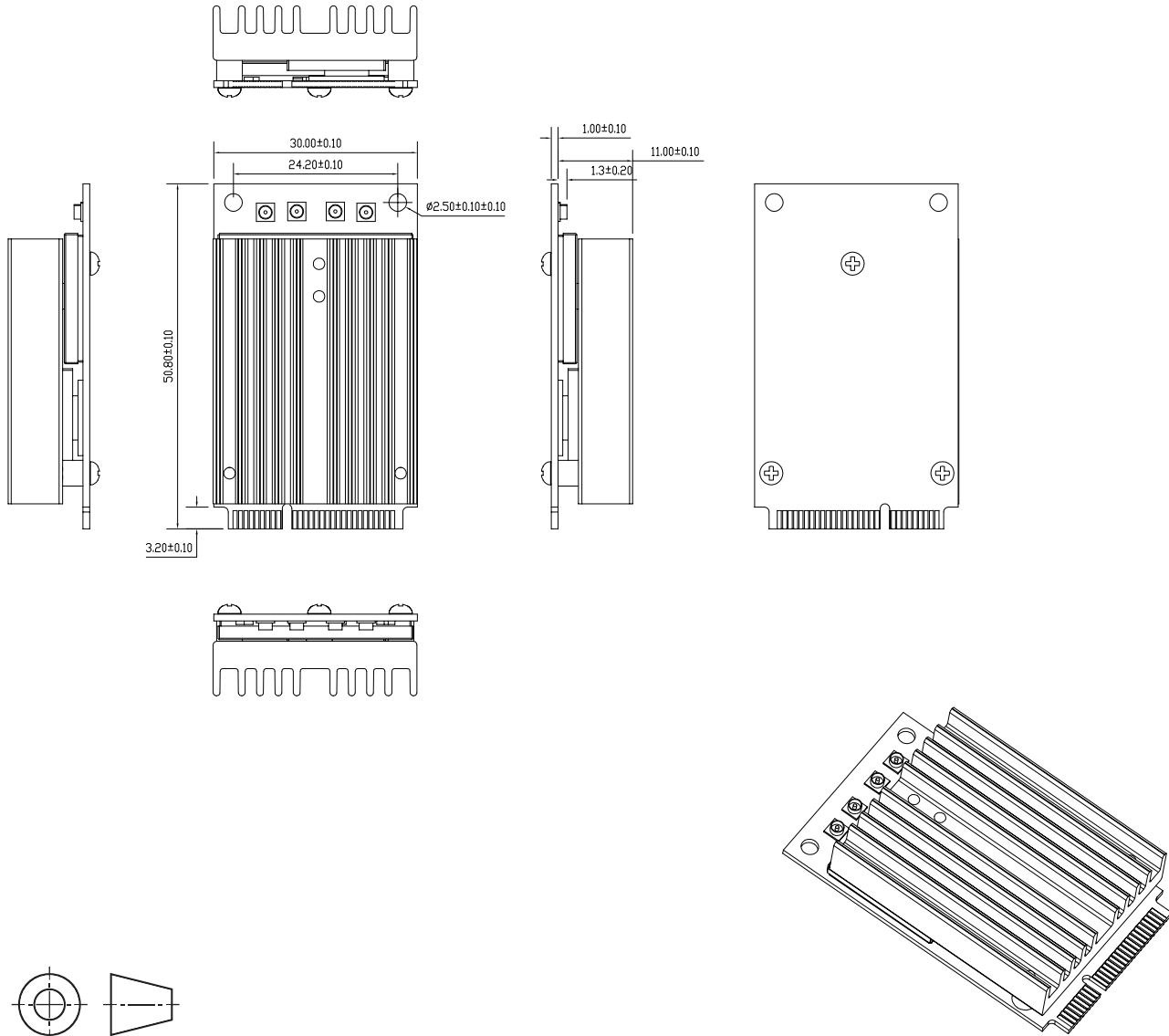
Top side		Bottom side	
1	PCIE0_WAKE_N	2	VDD_3V3
3	NC	4	GND
5	NC	6	NC
7	PCIE0_CLKREQ_N	8	NC
9	GND	10	NC
11	PCIE0_REFCLK_N	12	NC
13	PCIE0_REFCLK_P	14	NC
15	GND	16	NC
Mechanical key E			
17	NC	18	GND
19	NC	20	NC
21	GND	22	PCIE0_PERST
23	PCIE0_RX0_N	24	VDD_3V3
25	PCIE0_RX0_P	26	GND
27	GND	28	NC
29	GND	30	NC
31	PCIE0_TX0_N	32	NC
33	PCIE0_TX0_P	34	GND
35	GND	36	NC
37	NC	38	NC
39	VDD_3V3	40	GND
41	VDD_3V3	42	NC
43	GND	44	NC
45	NC	46	NC
47	NC	48	NC
49	NC	50	GND
51	NC	52	VDD_3V3

Power Requirements

DC Power 3.3V

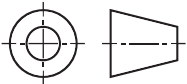
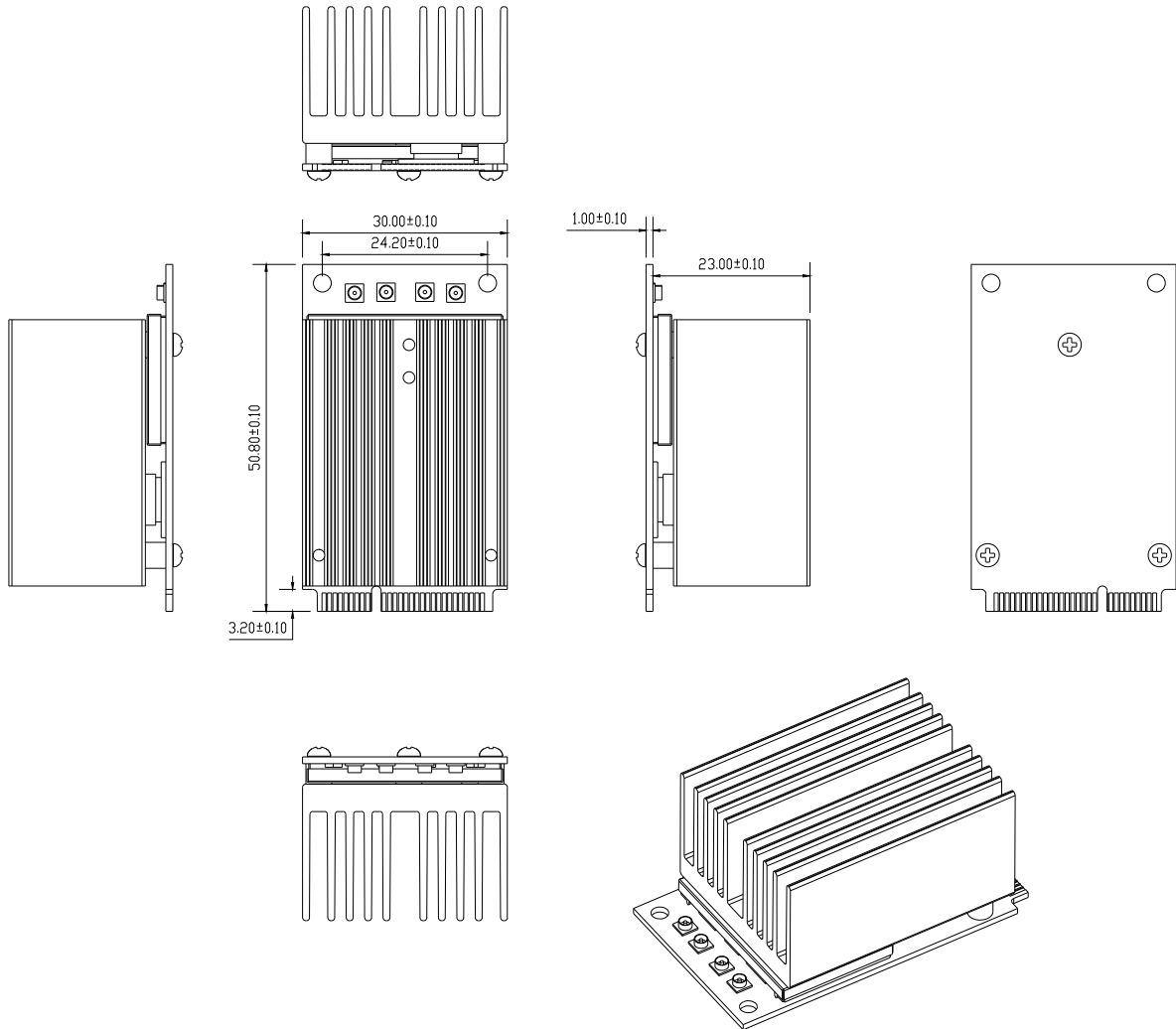
Power Consumption TBD

Mechanical Dimensions (Commercial Grade)



All dimensions are in mm.

Mechanical Dimensions (Industrial Grade)



All dimensions are in mm.