

WiFi 7 (802.11BE) 4x4 MU-MIMO 5 GHz Single Band Wireless Module

Model: WLE7000E5



KEY FEATURES

- Qualcomm QCN6224 'Waikiki' series for Commercial Grade
- Qualcomm QCN9274-I 'Waikiki' series for Industrial Grade
- 5GHz, 4x4 MU-MIMO, up to 8647 Mbps physical data rate
- Single Band 5G 4x4 WiFi 7 (802.11be)
- MiniPCIe Interface with PCIe 3.0
- Based on WK01.5 reference design
- Supports up to 4096-QAM
- -20°C to 70°C operating temperature*

**For industrial-grade environmental temperature requirements, please contact our sales representative for a customized heatsink solution.*

Specifications

Chipset	Qualcomm QCN6224 'Waikiki' series for Commercial grade Qualcomm QCN9274-I 'Waikiki' series for Industrial grade
System Memory	2Mbit serial I ² C bus EEPROM
Reference Design	WK01.5
Host Interface	MiniPCIe Interface with PCIe 3.0
Operating Voltage	3.3V
Power Consumption	8.5W (Max)
Wireless	5GHz 802.11a/n/ac/ax/be, max 18dBm per chain 4x U.FL Connectors
Frequency Range	5 GHz: 5.150~5.825GHz
Modulation Techniques	OFDMA: BPSK, QPSK, 16-QAM, 64-QAM, 256-QAM, 1024-QAM, 4096-QAM
Channel Spectrum Widths for WLAN	Supports 20/40/80/160/240MHz at 5GHz
Operating Systems	Linux
Certification	FCC, CE, IC Certified, REACH & RoHS Compliance
Environmental Temperature ^[1]	Operating temperature: -20°C to 70°C, Storage: -40°C to 90°C
Environmental Humidity, Non-Condensing	Operating: 5% to 95%, Storage: Max. 90%
Dimensions (W x H x D) in mm	30 X 50.8 X 20.3 mm

*Configurations are subject to change without notifications.

**Can be requested from respective sales executive.

[1] For industrial-grade environmental temperature requirements, please contact our sales representative for a customized heatsink solution.

RF Performance Table at 5GHz with filter

	Data Rate	TX Power (per chain)	TX Power (4 chains)	Tolerance		Data Rate	RX Specifications Sensitivity	Tolerance
5GHz 802.11be EHT20	MCS 0	18dBm	24dBm	±2dB	5GHz 802.11be EHT20	MCS 0	-91dBm	±2dB
	MCS 1	18dBm	24dBm	±2dB		MCS 1	-89dBm	±2dB
	MCS 2	18dBm	24dBm	±2dB		MCS 2	-87dBm	±2dB
	MCS 3	17dBm	23dBm	±2dB		MCS 3	-84dBm	±2dB
	MCS 4	16dBm	22dBm	±2dB		MCS 4	-81dBm	±2dB
	MCS 5	15dBm	21dBm	±2dB		MCS 5	-77dBm	±2dB
	MCS 6	14dBm	20dBm	±2dB		MCS 6	-76dBm	±2dB
	MCS 7	14dBm	20dBm	±2dB		MCS 7	-74dBm	±2dB
	MCS 8	13dBm	19dBm	±2dB		MCS 8	-70dBm	±2dB
	MCS 9	13dBm	19dBm	±2dB		MCS 9	-67dBm	±2dB
	MCS 10	12dBm	18dBm	±2dB		MCS 10	-64dBm	±2dB
	MCS 11	12dBm	18dBm	±2dB		MCS 11	-62dBm	±2dB
	MCS 12	11dBm	17dBm	±2dB		MCS 12	-58dBm	±2dB
	MCS 13	11dBm	17dBm	±2dB		MCS 13	-56dBm	±2dB
5GHz 802.11be EHT40	MCS 0	18dBm	24dBm	±2dB	5GHz 802.11be EHT40	MCS 0	-89dBm	±2dB
	MCS 1	18dBm	24dBm	±2dB		MCS 1	-86dBm	±2dB
	MCS 2	18dBm	24dBm	±2dB		MCS 2	-84dBm	±2dB
	MCS 3	17dBm	23dBm	±2dB		MCS 3	-81dBm	±2dB
	MCS 4	16dBm	22dBm	±2dB		MCS 4	-78dBm	±2dB
	MCS 5	15dBm	21dBm	±2dB		MCS 5	-74dBm	±2dB
	MCS 6	14dBm	20dBm	±2dB		MCS 6	-72dBm	±2dB
	MCS 7	14dBm	20dBm	±2dB		MCS 7	-71dBm	±2dB
	MCS 8	13dBm	19dBm	±2dB		MCS 8	-68dBm	±2dB
	MCS 9	13dBm	19dBm	±2dB		MCS 9	-66dBm	±2dB
	MCS 10	12dBm	18dBm	±2dB		MCS 10	-63dBm	±2dB
	MCS 11	12dBm	18dBm	±2dB		MCS 11	-61dBm	±2dB
	MCS 12	11dBm	17dBm	±2dB		MCS 12	-57dBm	±2dB
	MCS 13	11dBm	17dBm	±2dB		MCS 13	-55dBm	±2dB
5GHz 802.11be EHT80	MCS 0	18dBm	24dBm	±2dB	5GHz 802.11be EHT80	MCS 0	-86dBm	±2dB
	MCS 1	18dBm	24dBm	±2dB		MCS 1	-83dBm	±2dB
	MCS 2	18dBm	24dBm	±2dB		MCS 2	-81dBm	±2dB
	MCS 3	17dBm	23dBm	±2dB		MCS 3	-78dBm	±2dB
	MCS 4	16dBm	22dBm	±2dB		MCS 4	-75dBm	±2dB
	MCS 5	15dBm	21dBm	±2dB		MCS 5	-70dBm	±2dB
	MCS 6	14dBm	20dBm	±2dB		MCS 6	-69dBm	±2dB
	MCS 7	14dBm	20dBm	±2dB		MCS 7	-67dBm	±2dB
	MCS 8	13dBm	19dBm	±2dB		MCS 8	-64dBm	±2dB
	MCS 9	13dBm	19dBm	±2dB		MCS 9	-62dBm	±2dB
	MCS 10	12dBm	18dBm	±2dB		MCS 10	-59dBm	±2dB
	MCS 11	12dBm	18dBm	±2dB		MCS 11	-58dBm	±2dB
	MCS 12	11dBm	17dBm	±2dB		MCS 12	-54dBm	±2dB
	MCS 13	11dBm	17dBm	±2dB		MCS 13	-52dBm	±2dB

RF Performance Table at 5GHz with filter

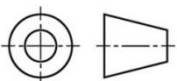
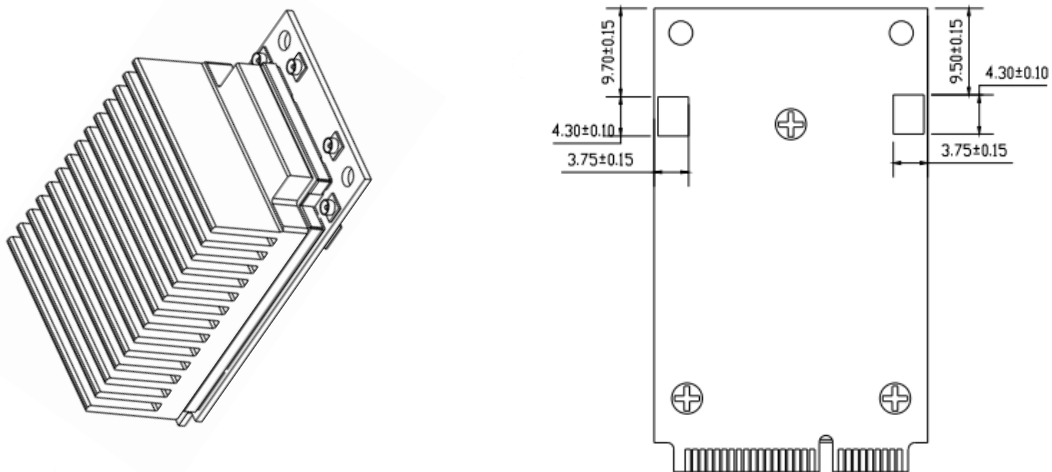
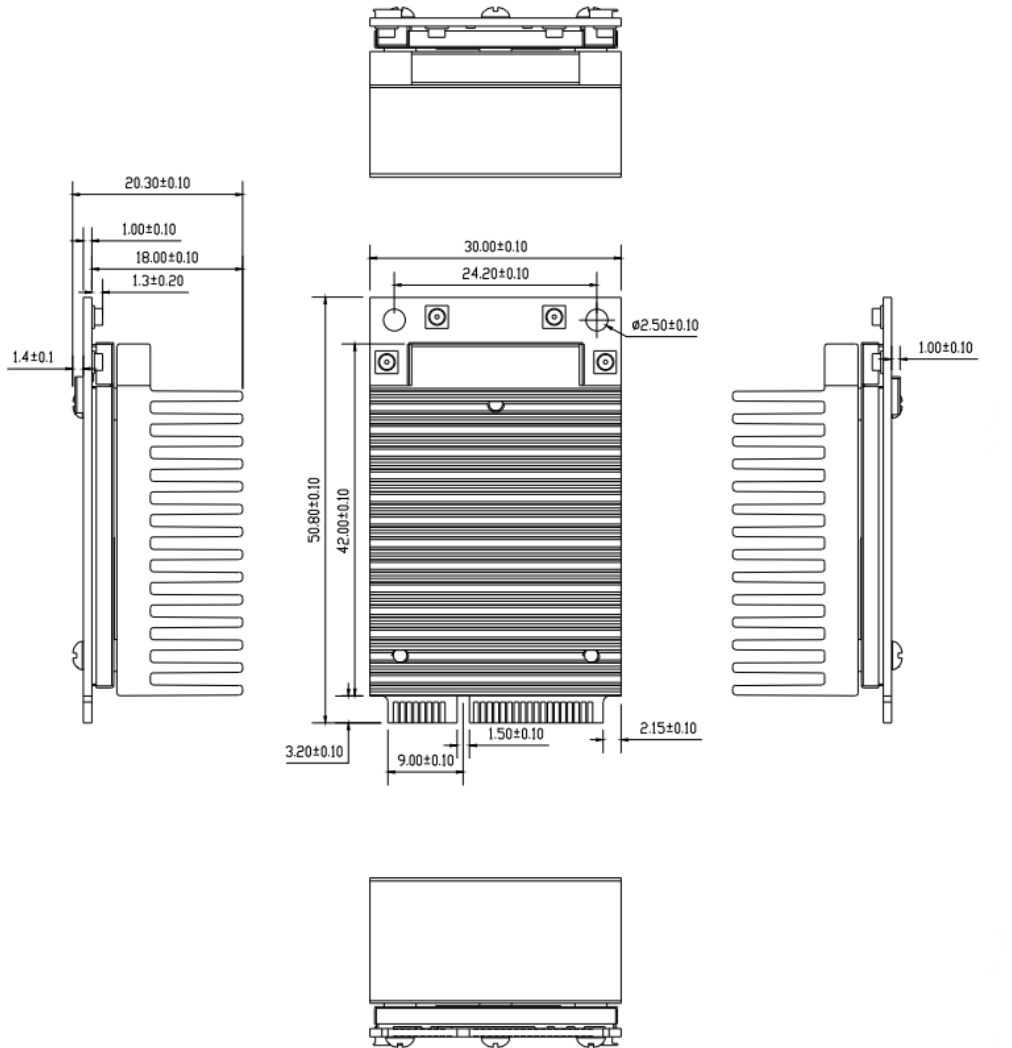
	Data Rate	TX Power (per chain)	TX Power (4 chains)	Tolerance
5GHz 802.11be EHT160	MCS 0	18dBm	24dBm	±2dB
	MCS 1	18dBm	24dBm	±2dB
	MCS 2	18dBm	24dBm	±2dB
	MCS 3	17dBm	23dBm	±2dB
	MCS 4	16dBm	22dBm	±2dB
	MCS 5	15dBm	21dBm	±2dB
	MCS 6	14dBm	20dBm	±2dB
	MCS 7	14dBm	20dBm	±2dB
	MCS 8	13dBm	19dBm	±2dB
	MCS 9	13dBm	19dBm	±2dB
	MCS 10	12dBm	18dBm	±2dB
	MCS 11	12dBm	18dBm	±2dB
	MCS 12	11dBm	17dBm	±2dB
	MCS 13	11dBm	17dBm	±2dB

	Data Rate	RX Specifications Sensitivity	Tolerance
5GHz 802.11be EHT160	MCS 0	-84dBm	±2dB
	MCS 1	-80dBm	±2dB
	MCS 2	-78dBm	±2dB
	MCS 3	-75dBm	±2dB
	MCS 4	-72dBm	±2dB
	MCS 5	-68dBm	±2dB
	MCS 6	-66dBm	±2dB
	MCS 7	-65dBm	±2dB
	MCS 8	-62dBm	±2dB
	MCS 9	-60dBm	±2dB
	MCS 10	-57dBm	±2dB
	MCS 11	-54dBm	±2dB
	MCS 12	-52dBm	±2dB
	MCS 13	-50dBm	±2dB

Component Map



Mechanical Dimensions



All dimensions are in mm

Copyright © Complex Systems. All rights reserved. COMPEX and the COMPEX logo, are registered trademarks of Complex Systems Pte Ltd. While every effort is made to ensure the information is accurate, Complex does not accept liability for any errors or mistakes that may arise. All specifications are subject to change without notice.

Ordering Configuration

Item Code	Model	Description
WLE7000E5 7A000TXF	WLE7000E5	QCN6224 4x4 802.11a/n/ac/ax/be Support 5GHz Single Band MiniPCIe interface with PCIe 3.0 Module
WLE7000E5 7B000NXF-I	WLE7000E5-I	QCN9274 4x4 802.11a/n/ac/ax/be Support 5GHz Single Band MiniPCIe interface with PCIe 3.0 Module

Chipsets Comparisons

		QCN6224	QCN6274	QCN9274
Band Operation	4 Single Band	✓	✓	✓
	2+2 Dual Band	✓	✓	✓
	2.4GHz	✓	✓	✓
	4.9GHz	-	-	✓
	5GHz	✓	✓	✓
	6GHz	-	✓	✓
	Channel Support	Up to 160MHz at 5GHz	Up to 320MHz at 6GHz	Up to 320MHz at 6GHz
Performance	4K QAM	✓	✓	✓
	#clients	128	256	512
	#OFDMA users	8	16	37
	DL OFDMA + TxBF	-	✓	✓
	DL/UL MU-MIMO	✓	✓	✓
Advanced 11be Features	WFA certified MLO	✓	✓	✓
	Puncture	Static	Static	Static & Dynamic
Others	DPD	✓	✓	✓
	FIPS	-	-	✓
Software Packages	Provisioned Multi Link	✓	✓	✓
	Dense Deployment	✓	✓	✓
	Location & RF Sensing	✓	✓	✓